


# The Deep's Oceans Loan Box KS1.1

Hello and thank you for choosing to borrow our Loan box. Here are some tips on how to get the most from your Loan Box. Some of the items can be used to create a display or encourage discussion. Some of the activities could be set and used as a carousel within the classroom as a hook or consolidation for their previous learning.



## **Activity 1: A3 World Map with animals and continent and oceans labels**

Children label the world map using their knowledge or school atlas.

## **Activity 2: Sea life Pairs game**

## **Activity 3: Shell investigation**

Children can handle, draw/sketch these shells. (Nautilus – endangered, Cities registered), Abalone, Scallop, Conch) Find about where they would be found and the animals that create them.

## **Activity 4: Non Fiction / Fiction books**

To investigate themselves or can be used as group or class readers. Chomp Goes to School has a range of associated questions for a group session.

## **Activity 5: Guess what's in the bag**

There are 6 Feely bags. The children describe how the object feels (number of legs, fins, and tentacles) guess the creature in their bag before they reveal it.

## **Activity 6: Creature information cards**

An adult reads the information cards, children learn about some of the creatures that survive within our oceans. They think of questions they would like to answer to find out more.

## **Activity 7: Classification**

1. Use the animals and the question cards to explore, research, explain what you know.

## **Activity 8: Keywords cards**

Spread out the cards on a table face down. Each child chooses a card in turn and talks about what is on it. (Could be timed) Who can describe the most in a set time?

## **Activity 9. Food Chain**



Basic Food chain to complete. Sun, plankton, fish, seal, shark.

## **Activity 10: Colouring sheets**

## **Activity 12: Phonics cards**



# Habitats Activities



## Investigate Habitats

### Seashore Habitat

1. Create a small world Mockpool
2. Complete the Rockpool Safari

### Coral Reef Habitat



1. Coral Reef book
2. Observe, draw and learn using the Replica corals and real Lophelia Coral skeleton.
3. Small world animals who live in a coral reef / coral reef playmat.
4. Who lives in which habitat? Discuss and place the animals in the correct habitat.

THE DEEP Habitats book can be used to explore different ocean habitats or create their own story.

## CONSERVATION FOCUS

Use these lovely books to develop discussion about current conservation issues.

1. Hunter's Icy Adventure – Climate change and the threats to Polar Bears in the Polar regions.
2. Turtle Trouble – Plastics in the Ocean



# Oceans box ks1

Activity 1	World map	Pictures of animals, Map labels
Activity 2	Sea life Pairs	1 x Tin
Activity 3	Shell Investigation	4 x Cards / 4 x Shells
Activity 4	Non—fiction books x7	Ocean sounds On the spot - Oceans Sharks Level 1 I love Sharks Penguins Chomp goes to school
Activity 5	Guess what's in the bag?	6 x Bags
Activity 6	Creature Information cards	6 x Cards
Activity 7	Classification	3 x Info cards and Box of 18 animals 6 x Question cards
Activity 8	Keyword cards	32 keywords
Activity 9	Food chain	3 x Packs
Activity 10	Colouring sheets	x 2
Activity 12	Phonics cards	22 x Cards
Habitats Activity	Seashore	2 x Rockpool Safari sheets Book: By the Seashore <u>Small world</u> 1 x Crab, 2 x starfish, 1 x lobster, 3 x anenome, 3 x mussels, 2 x seahorse, 6 x shells, 4 x rocks
Habitats Activity	Coral Reef	Coral Reef book 1 x Real Coral Lophelia 1 x Replica coral example <u>Small world</u> 1 x Coral reef playmat Octopus, 2 x lionfish 2 x starfish, 2 x clown-fish, 2 x blue striped fish, 2 x fishing nets
Habitats Activity	Who lives in which habitat interactive book	1 x Book with pictures
Discussion	Conservation Focus	Book: Turtle Trouble Book: Hunter's Icy Trap

